

	X	Y
11213	28 mm	107 mm
11213S40 11213S80	28 mm	150 mm
M65S & M66S M67S & M68S	5 mm	60 mm

A	B*	C	D
1000 mm	1020 mm	1995 mm	1150 mm
900 mm	920 mm	1795 mm	950 mm
800 mm	820 mm	1595 mm	750 mm
700 mm	720 mm	1395 mm	550 mm
1010 mm	1030 mm	2015 mm	1170 mm
910 mm	930 mm	1815 mm	970 mm
810 mm	830 mm	1615 mm	770 mm
710 mm	730 mm	1415 mm	570 mm

*2 x M65S / M66S --> B min = 830 mm

*2 x M67S / M68S --> B min = 870 mm



3 660720 123198

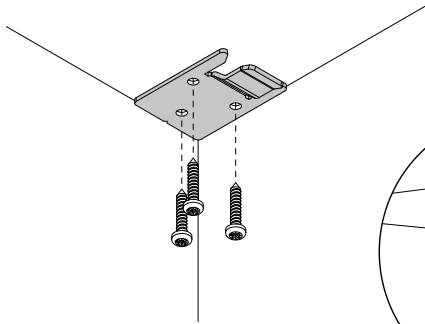


INSTRUCTION DE MONTAGE
 MONTAGEANLEITUNG
 INSTRUCTIONS FOR ASSEMBLY
 INSTRUCCIONES DE MONTAJE

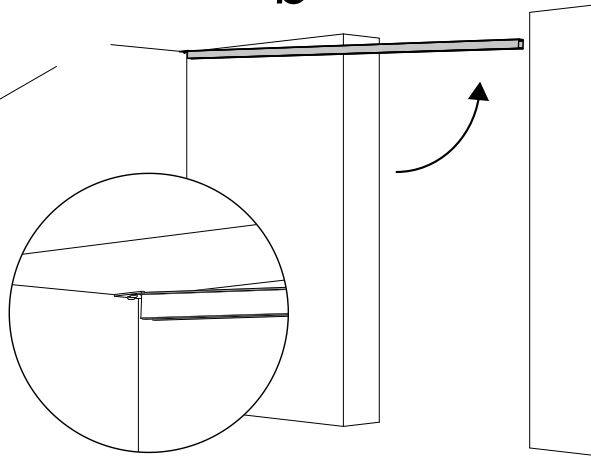


66RDP-2
SAF®

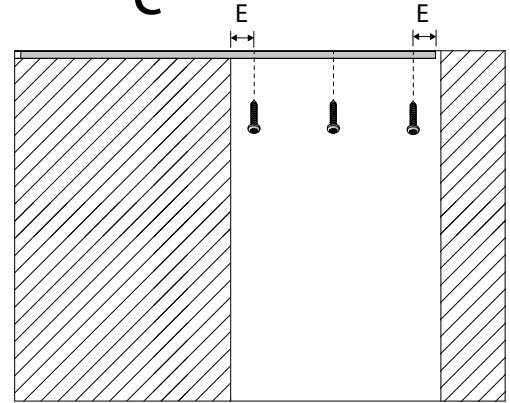
a



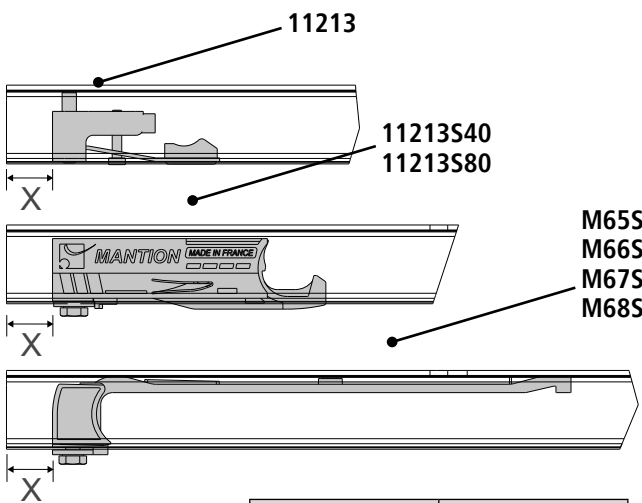
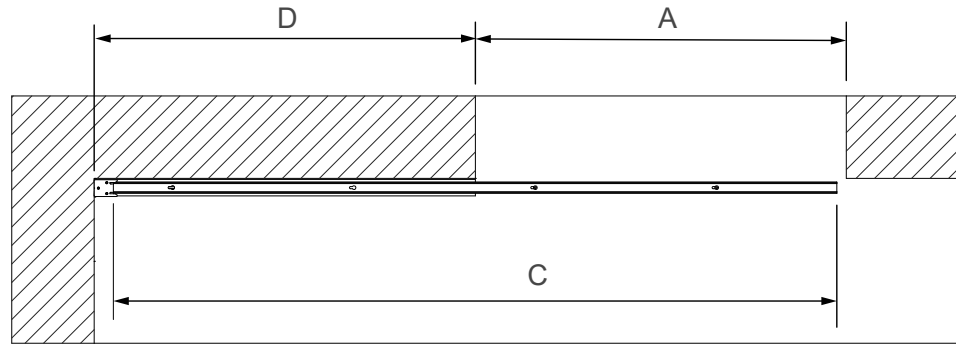
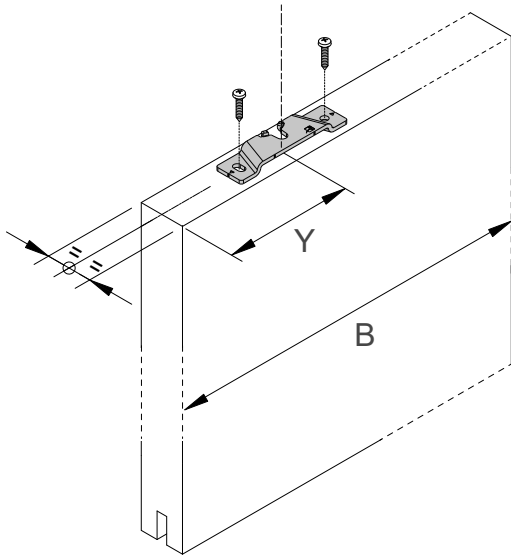
b



c



E = 50 mm



A	B*	C	D
1000 mm	1020 mm	1955 mm	1025 mm
900 mm	920 mm	1755 mm	925 mm
800 mm	820 mm	1555 mm	825 mm
700 mm	720 mm	1355 mm	725 mm
1010 mm	1030 mm	1975 mm	1035 mm
910 mm	930 mm	1775 mm	935 mm
810 mm	830 mm	1575 mm	835 mm
710 mm	730 mm	1375 mm	735 mm

*2 x M65S / M66S --> B min = 830 mm

*2 x M67S / M68S --> B min = 870 mm

	X	Y
11213	20 mm	140 mm
11213S40 11213S80	20 mm	184 mm
M65S & M66S M67S & M68S	5 mm	60 mm



3 660720 123198