

CAPACITY PER PANEL	20 kg
PANEL THICKNESS	30 - 34 mm
PANEL DIMENSIONS	600 x 3000 mm max. 0,9 m <sup>2</sup> max. (solid)
TRACK	ALUMINIUM



**ATTRACTIVE:** The WIN-FOLD2® provides continuity between adjacent shutters on the same floor, as well as between shutters on different floors. The track is concealed behind the shutters so the latter can be mounted flush with the façade.

**TECHNICAL:** The result of many hours of design and testing, the choice of materials has proved to be essential in guaranteeing resistance to the considerable strain placed on this type of system. That is why stainless steel has been chosen for the fastenings and anodised aluminium for the body of the hangers and guides. The frames are made of fibreglass-reinforced technical polymer. The aluminium tracks are available with an anodised finish, painted (RAL) or untreated.

**INGENIOUS:** The rollers are mounted on ball bearings and equipped with a ball joint for perfectly smooth movement.

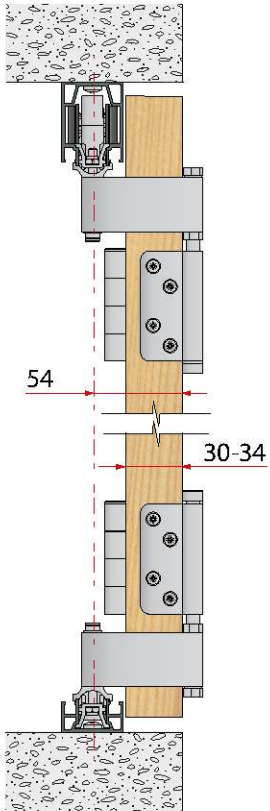
**PRACTICAL:** The system can be enhanced with options such as a system for holding the shutters open and 1- or 2-point locking.

**SLIDSOFT® :**  
 online calculation software

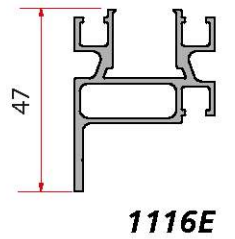
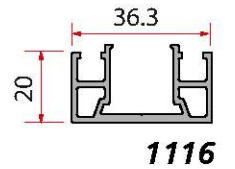
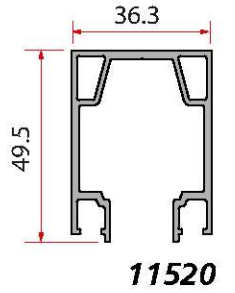
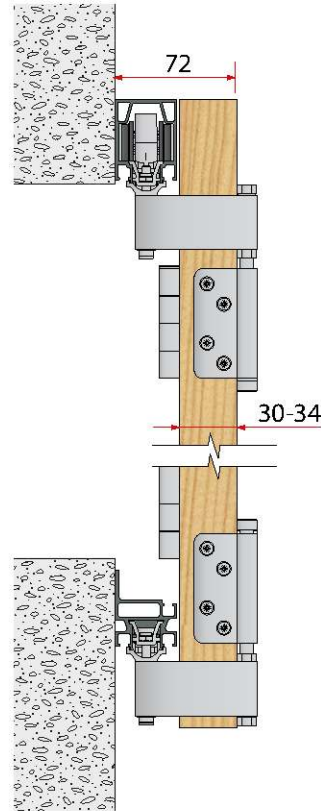
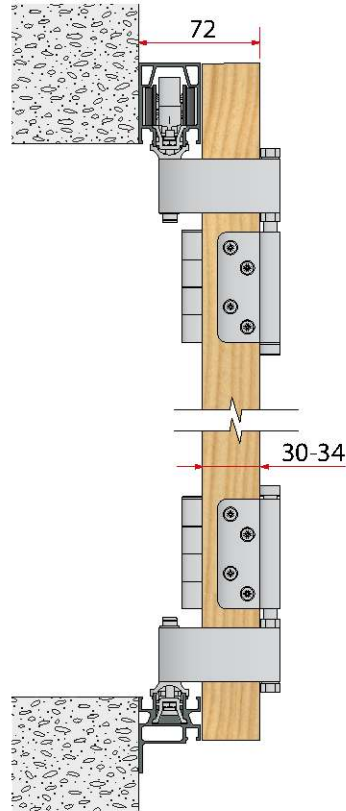


**SIMPLE:** With SLIDSOFT®, our online calculation software, you can create a detailed, custom project in just a few clicks.

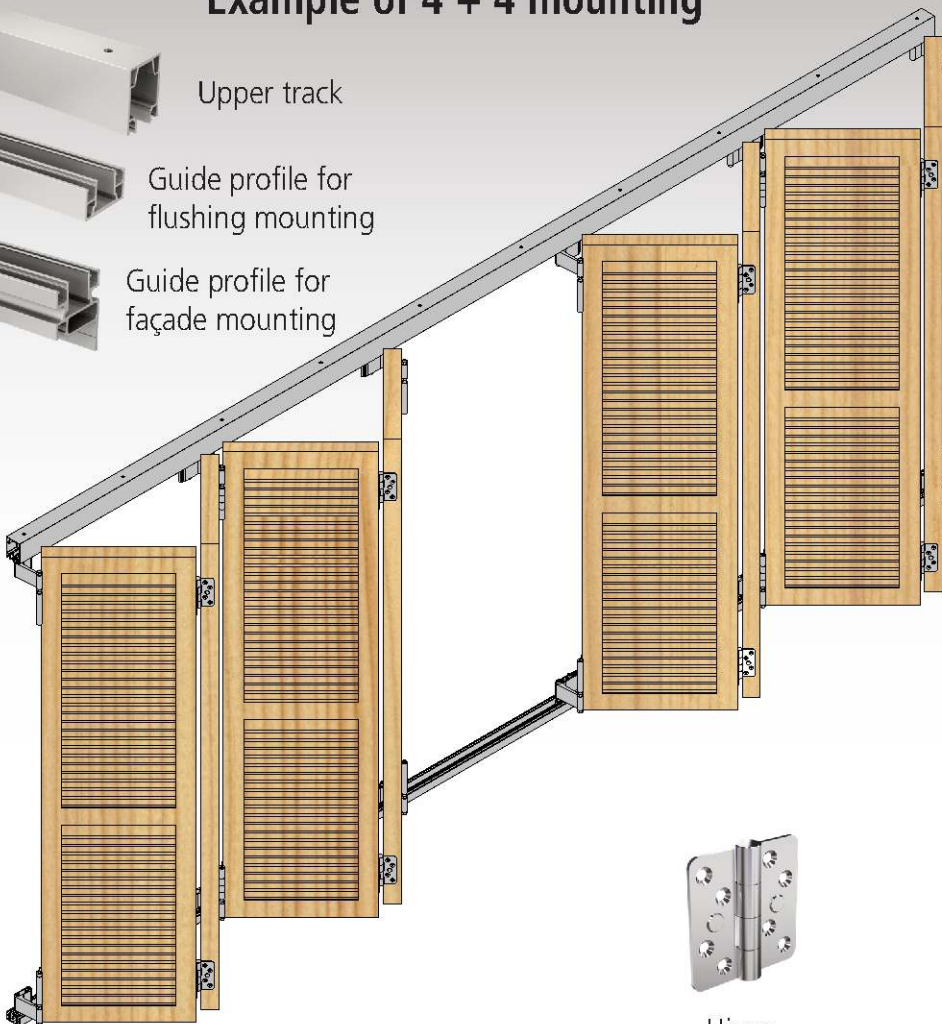
**Flush mounting**



**Façade mounting**



**Example of 4 + 4 mounting**



**OPTIONS**



Locking

Hold open



Hinge



Fixed point



Intermediate fittings



Mobile end fittings