



Synchronised three-door sliding system

SAF TELESCOPIC®

for doors up to 80 kg and 120 kg



SAF80 TELESCOPIC:

- maximum weight per door: 80 kg
- door width: 700 - 1500 mm
- door thickness: 38 - 40 mm

SAF120 TELESCOPIC:

- maximum weight per door: 120 kg
- door width: 700 - 1500 mm
- door thickness: 45 mm

+ Allows for openings up to 4 m wide.

+ Seamless finish:

- no floor guide rail
- doors stored in a stacking bay

+ High-end system:

- hangers guaranteed for 100,000 cycles
- reinforced pulley/belt-operated synchronisation



SLIDSOFT: online configurator

Estimating the cost of your project is easy! Simply enter the dimensions of your opening and your options. You will also have access to the full details of the products and plans.

www.mantion.com

MANTION S.A.S

7, rue Gay Lussac – ZI de Trépillot
25000 Besançon – FRANCE



Phone +33 3 81 85 38 73/74 – Fax. +33 3 81 53 29

76 E-mail: export@mantion.com

Web: www.mantion.com



Systems for telescopic sliding doors up to 80 kg and 120 kg per door on a aluminium track

TRACKS AND BELT

Item no.	Description
11108/...	Aluminium track, 33 x 27 mm cross-section, drilled every 0.44 m, in lengths of 4, 5 and 6 m For SAF80-TL3 and SAF81-TL3 sets
11312/...	Aluminium track, 37.4 x 28 mm cross-section, drilled every 0.30 m, in lengths of 4, 5 and 6 m For SAF120-TL3 and SAF121-TL3 sets
1109A/...	25x18 aluminium U-profile to be flush-mounted under the doors. Available in lengths of 4, 5, and 6 m
10172/...	Cog belt (reinforced), available in lengths of 5 and 7.5 m



SAF TELESCOPIC SETS

SAF TELESCOPIC set contents

1 hanger kit:

- 6 hangers mounted on ball bearings, stainless steel pins and screws
- 6 plates (to be screwed on edge or flush-mounted)
- 4 aluminium return pulleys mounted on stainless steel plate
- 2 claw stops with stainless steel screws

1 synchronisation kit:

- 1 fixed point bracket, 2 brace plates, stainless steel
- 1 inner driving bracket, 1 brace plate, stainless steel
- 1 outer driving bracket, 1 brace plate, stainless steel
- 1 driving bracket, 2 brace plates, stainless steel

1 guiding kit:

- 1 guide with nylon olive on stainless steel plate
- 2 guides with nylon olives on stainless steel bracket

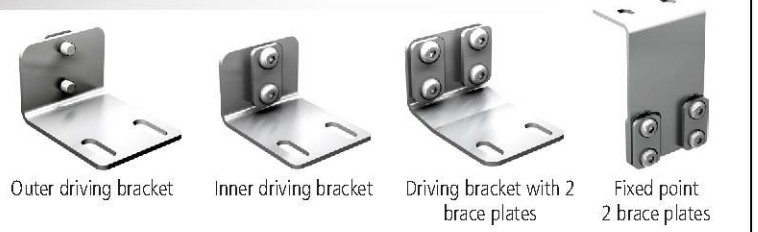
SAF80-TL3	Set for doors up to 80 kg with stainless steel plates to be screwed on edge*
SAF81-TL3	Set for doors up to 80 kg with galvanised plates to be flush-mounted
SAF120-TL3	Set for doors up to 120 kg with stainless steel plates to be screwed on edge*
SAF121-TL3	Set for doors up to 120 kg with galvanised plates to be flush-mounted

* this plate requires the panels to be inserted from the end

HANGER KIT



SYNCHRONISATION KIT

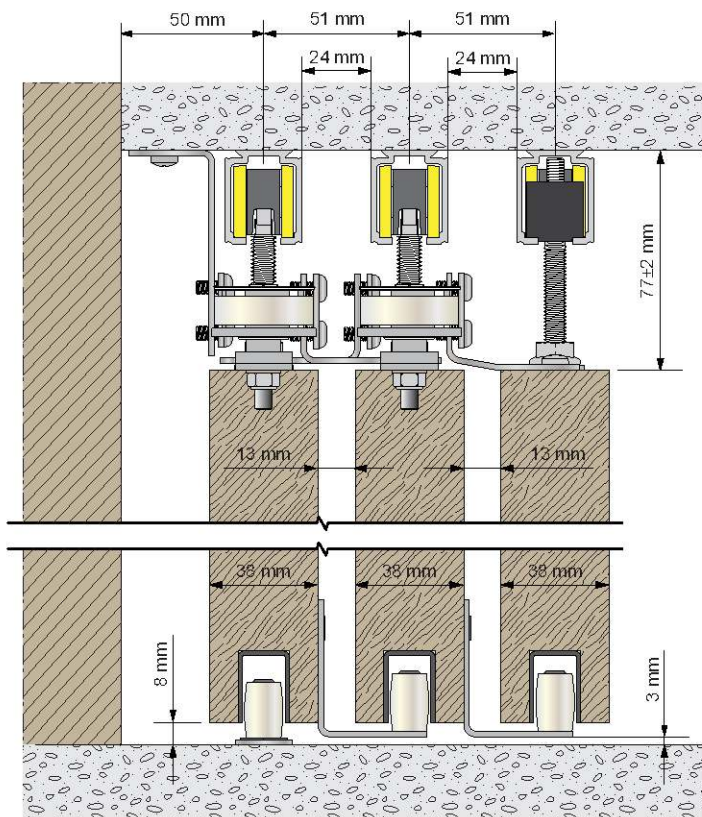


GUIDING KIT



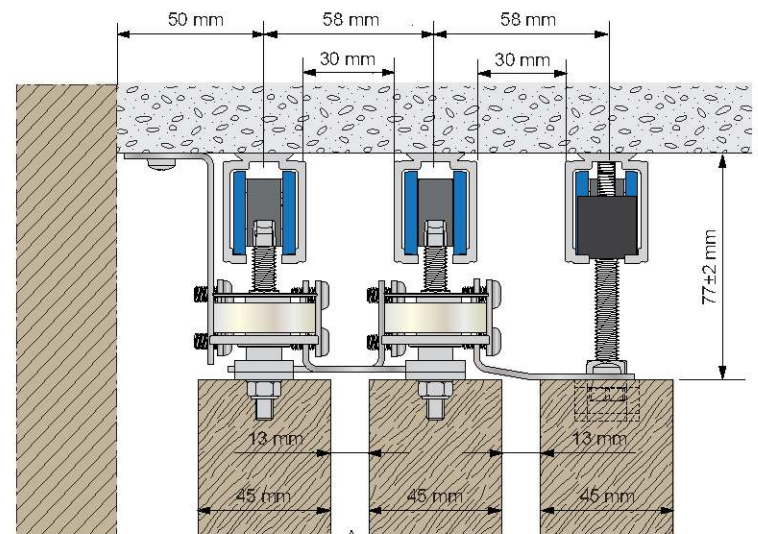
SAF80 TELESCOPIC 38-40 mm

(example of plate to be screwed on edge - panel thickness 38 mm)



SAF120 TELESCOPIC 45 mm

(example of plate to be flush-mounted - panel thickness 45 mm)



SLIDSOFT: online configurator

Estimating the cost of your project is easy! Simply enter the dimensions of your opening and your options. You will also have access to the full details of the products and plans.

www.mantion.com