

SAF[®]-Black

MADE IN FRANCE
SINCE 1920



Premium sliding system **SAF[®]**
WITH BLACK-PAINTED ALUMINIUM PELMET



24 - 40 mm



Simple, reliable and quick to install!

■ **SILENT:**

Rollers mounted on ball bearings
and new-generation SOFT-CLOSERS

■ **AESTHETICS:**

Design aluminium pelmets, painted black

■ **PRACTICAL:**

Wall brackets > easy adjustment and fixing
Pelmets > easy installation using flexible clips to absorb slight
wall imperfections

Pelmets & end caps
painted black



DESIGNER AND MANUFACTURER OF SLIDING SYSTEMS SINCE 1920

www.mantion.com

 **MANTION**
SLIDING SYSTEMS

MANTION SAS - 7, rue Gay Lussac - 25000 BESANÇON - FRANCE / Tél. +33 (0) 3 81 50 56 77 / export@mantion.com



SET SAF®20 BLACK

Item no.	Description
SAF20-195-BLACK	Set SAF20 for 1 door weighing 10 - 20 Kg :
	- 1 track 13108 length 1.95 m .
	- 5 angle brackets 13013
	- 1 pelmet 13041 BLACK Includes 3 clips
	- 2 end caps 13045 BLACK
	- 2 rollers 13218 + 2 plates 13036
	- 1 adjustable end stop 11213
	- 1 soft-closer M65S
	- 1 floor guide 1103R
	- 1 Buly (bubble level)
- Spanner, screws and assembly instructions	

**20
KG**

SET SAF®60 BLACK

Item no.	Description
SAF60-195-BLACK	Set SAF60 for 1 door weighing 21 - 60 Kg :
	- 1 rail 13108 length 1.95 m .
	- 5 angle brackets 13013
	- 1 pelmet 13041 BLACK Includes 3 clips
	- 2 end caps 13045 BLACK
	- 2 rollers 13218 + 2 plates 13036
	- 1 adjustable end stop 11213
	- 1 soft-close M66S
	- 1 floor guide 1103R
	- 1 Buly (bubble level)
- Spanner, screws and assembly instructions	

**60
KG**

SECOND SOFT-CLOSER OPTION

M65S	Softcloser for gentle closing of doors (100 mm). Softcloser automatically follows door to its closed position.. Suitable for doors weighing 10 - 20 KG (SAF20-195-BLACK) . It is recommended that 2 softclosers be used for doors with a width of 850 mm or more.
M66S	Ditto for doors weighing 21 à 60 KG (SAF60-195-BLACK) .

SETS SAF®BLACK

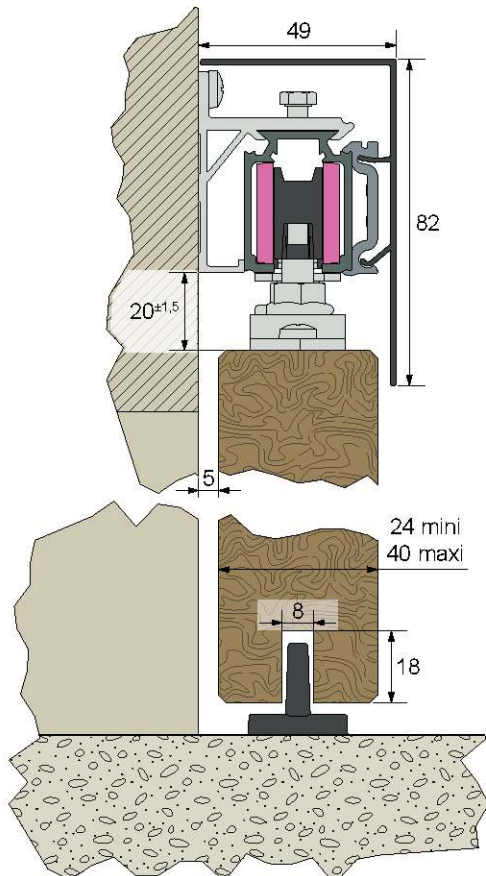
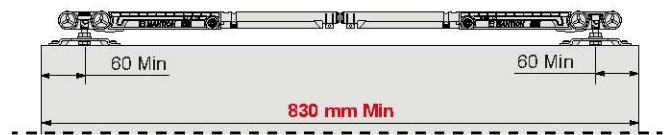


Innovation MANTION :
M65S : Damper for lightweight doors

For the best operating results, choose a softcloser adapted to the dead load of your door:

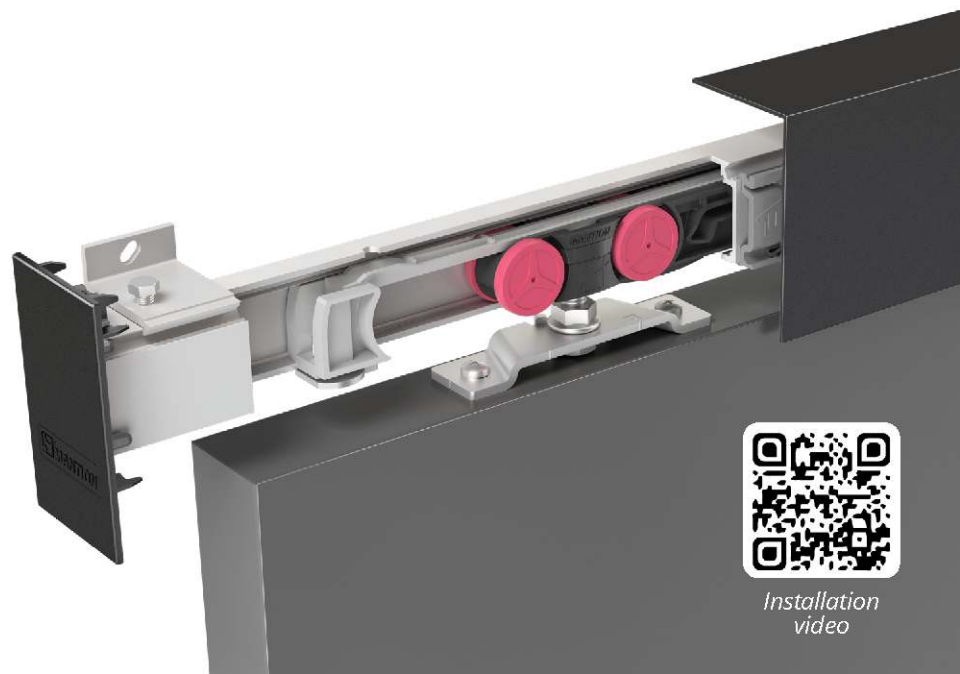


Conditions for 2 soft-closers **M65S** or **M66S**



FOR THE BEST OPERATING RESULTS
INSTALL **2** SOFT-CLOSERS

One for the closing...
and one for the opening!



Installation video