


Straight sliding system for glass doors

MAGLASS®



Straight sliding system for 8, 10 or 12 mm glass doors, up to 80 Kg

- Clamp is suitable for Securit glass and does not require any drilling of the glass panel
- Convenience ensured thanks to the SAFSTOP system (hydraulic end stop), allowing you to stop the door in an open or closed position



All our ranges can be found at:
www.mantion.com

MANTION S.A.S
7, rue Gay Lussac - ZI de Trépillot
F-25000 Besançon
FRANCE



Phone +33 3 81 85 38 73/74
Fax +33 3 81 53 29 76
E-mail : export@mantion.com
www.mantion.com

Straight sliding system for glass doors **MAGLASS®**

TRACK

Item No.	Description
11145/600	Aluminium track, 32.1 x 26.4 mm cross-section drilled every 0.44 m, in lengths of 6 m.



GEAR MAGLASS PINCE 80

GE4201	<p>Gear for one 8/10/12 mm door including:</p> <ul style="list-style-type: none"> - 2 mountings with precision bearings - 2 anodised aluminium clamps - Sets of shims for 8, 10 or 12 mm doors - 2 hydraulic door closer end stops - 1 adjustable lower guide made of transparent polycarbonate - Tools and installation instructions
--------	---



For the best possible smoothness of travel, choose the synchronised fitting according to the weight of the door:

How to calculate the weight of a glass door:

$W = 2.5 \times \text{width of door (in cm)} \times \text{surface area of door (in m}^2\text{)}$

GEAR FOR MAGLASS PINCE 80 SYNCHRONISED FOR DOUBLE DOOR (2.2 M OPENING MAX.)

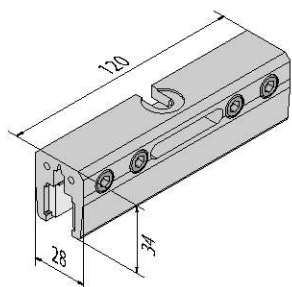
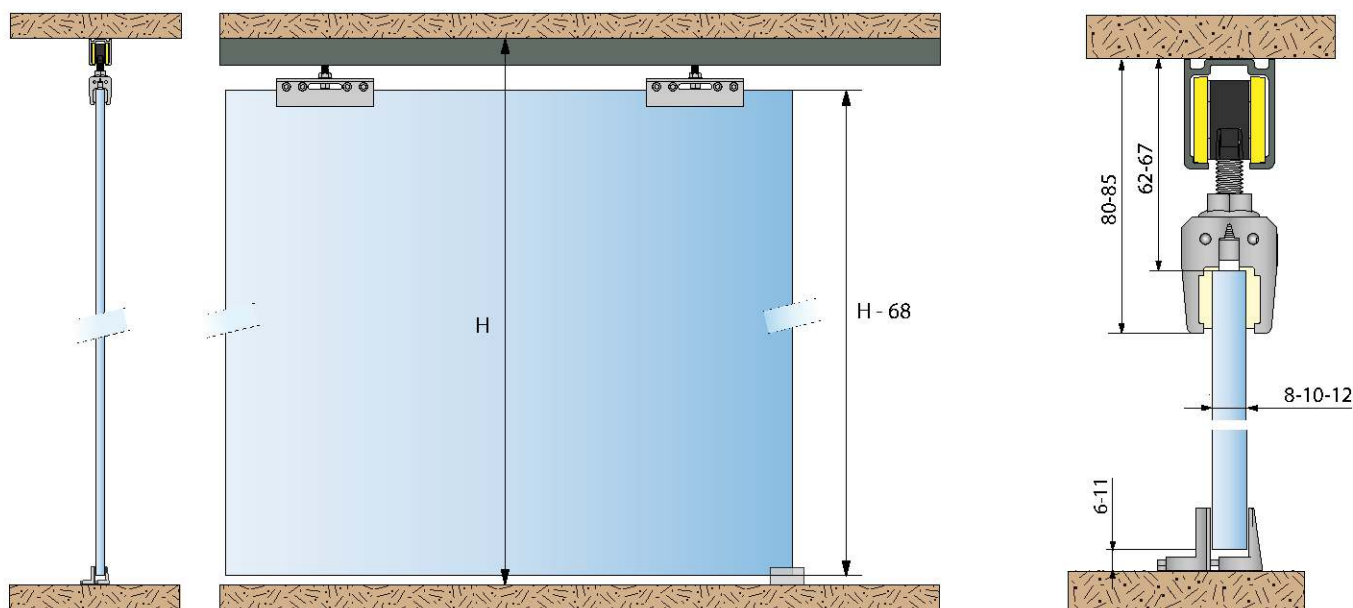
$W^* < 60 \text{ KG}$	$60 \text{ KG} < W^* < 100 \text{ KG}$	$100 \text{ KG} < W^* < 140 \text{ KG}$	$140 \text{ KG} < W^* < 160 \text{ KG}$
GE5001	GE5002	GE5003	GE5004

Gear for two 8/10/12 mm doors including:

- 4 mountings with precision bearings
- 4 anodised aluminium clamps (incl. sets of shims for 8, 10 or 12 mm doors)
- 2 end stops
- 2 return pulleys
- 1 cable 1.5 mm Ø 10 m long
- Fasteners on clamps
- 2 adjustable lower guides made of transparent polycarbonate
- Tools and installation instructions



W^* = total weight of both glass doors



Clamps supplied with 3 sets of shims for 8, 10 or 12 mm doors

