



DIMENSIONS DE PANNEAUX / PANELS DIMENSIONS / PANEELMASSEN

H = Hauteur de baie / Opening height / Öffnungshöhe

L = Largeur de baie / Opening width / Öffnungsbreite

e = Epaisseur des panneaux / Panel thickness / Flügelstärke

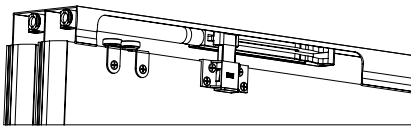
12 mm < e < 19 mm

Hp = Hauteur des panneaux / Panel height / Flügelhöhe

Hp = H - 35 ± 5 mm

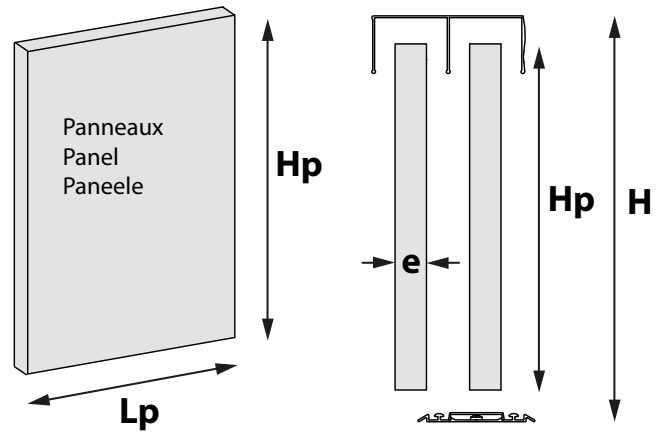


OPTION
Ref. 66AFP



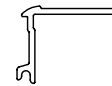
Hp = H - 44 ± 1 mm

	2 panneaux 2 panels 2 paneele	3 panneaux 3 panels 3 paneele
	$Lp = \frac{(L - 19)}{2}$	$Lp = \frac{(L - 4)}{3}$
	$Lp = \frac{L + 2}{2}$	$Lp = \frac{(L + 28)}{3}$



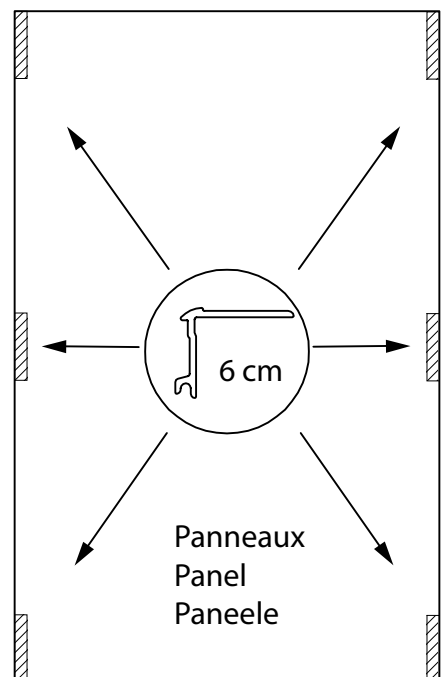
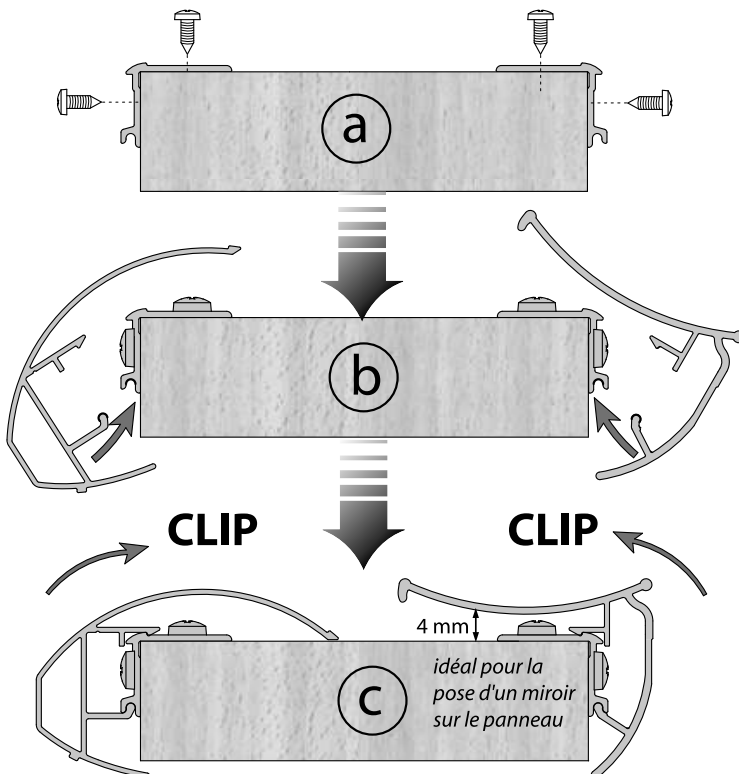
Poignée GOUTTE

Poignée VIRGULE



x 4 Hp < 1.4 m

x 6 Hp > 1.4 m

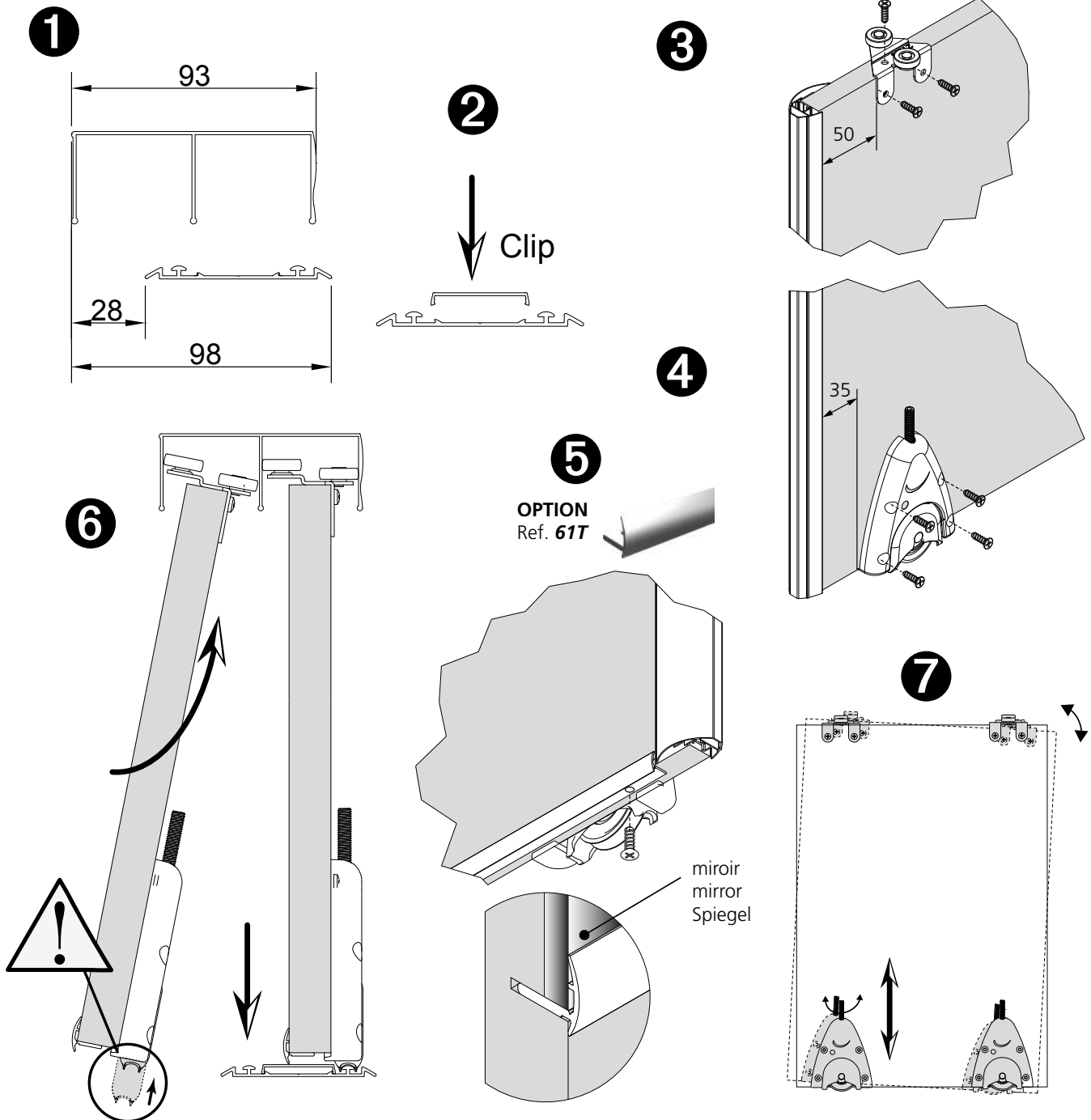


3 660720 109529



NOTICE DE MONTAGE
MONTAGEANLEITUNG
INSTRUCTIONS FOR ASSEMBLY
INSTRUCCIONES DE MONTAJE

PICOSTAR 2



OPTIONS

Ref. 66 AFP	Amortisseur ferme-porte Damper system Torschliesser - Dämpfer	Ref. 66 KSP	Kit de fixation sous pente Fixing kit for ATTIC Kit für schrägwände	Ref. 63A5 (5 mm) 63A15 (15 mm) 63A20 (20 mm) 63A25 (25 mm)	Brosse d'étanchéité Seal brushes Dichtungsbürsten