

OPENTEC FMF150[®] Folding system for metal-framed picture windows



OPENTEC FMF150[®] :

- Max. weight of one panel: **150 kg**
- Max. opening dimensions: **16.5 x 3.5 m**
- Number of panels: **3 to 15** (7+8)
- Max. width of panel: **1100 mm**
- Panel thickness: **50 to 100 mm**
- For outside use


**Restaurants, hotels, patios, bars,
shopping centres, etc...**

+ Folding system for creating a tightly sealed metal-framed picture window.

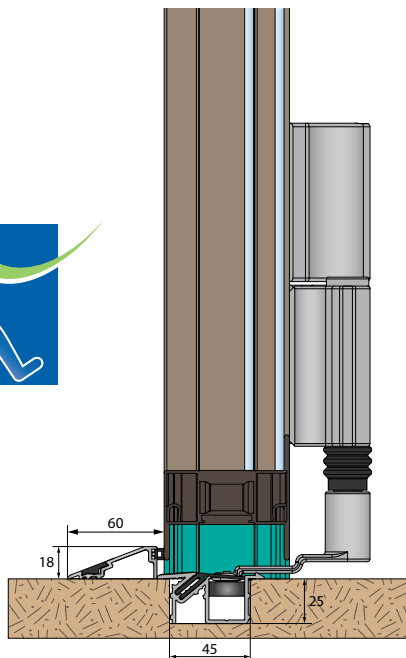
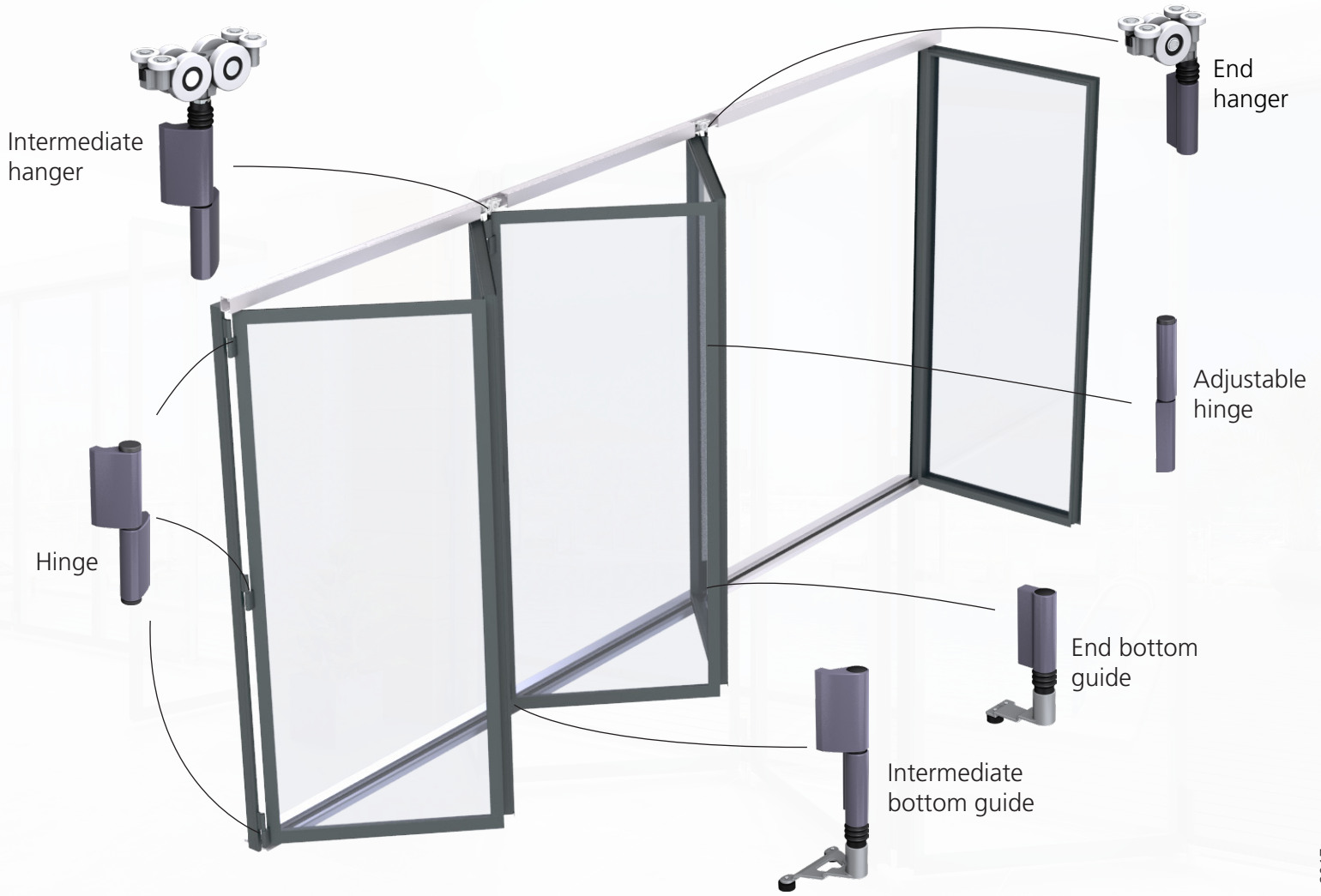
+ Solution for the threshold:
- flush-mounted (PRM)

+ Choice of structural materials:
anodised aluminium and stainless steel.

+ Convenient to use:
picture window slides easily.

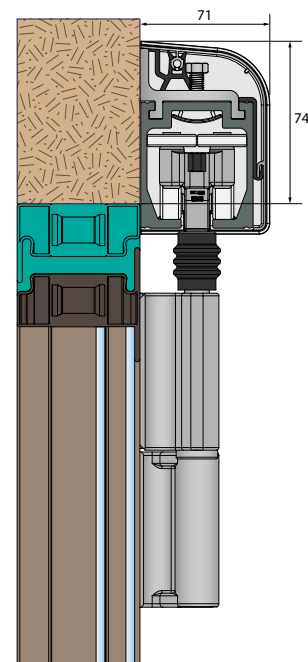


SLIDSOFT :
Online configurator
Provides the component list and details
as well as panel dimensions



Flush-mounted threshold

- Frame
- Panel
- Glass



Wall mounting